

# THE NEW ŠKODA SUPERB



**ŠKODA**  
SIMPLY CLEVER





<b>INTRODUCTION</b>	<b>4</b>
<b>EXTERIOR DESIGN</b>	<b>6</b>
<b>LIGHT DESIGN</b>	<b>16</b>
<b>INTERIOR DESIGN</b>	<b>20</b>
<b>CONNECTIVITY</b>	<b>26</b>
<b>SIMPLY CLEVER</b>	<b>30</b>
<b>LUGGAGE COMPARTMENT</b>	<b>36</b>
<b>COMFORT</b>	<b>40</b>
<b>SAFETY</b>	<b>48</b>
<b>PERFORMANCE</b>	<b>58</b>
<b>LAURIN &amp; KLEMENT</b>	<b>62</b>
<b>SPORTLINE</b>	<b>68</b>
<b>SCOUT</b>	<b>74</b>
<b>CUSTOMISATION</b>	<b>80</b>
<b>ACCESSORIES</b>	<b>102</b>
<b>ŠKODA CYCLING</b>	<b>112</b>
<b>TECHNICAL SPECIFICATIONS</b>	<b>116</b>







## LUXURY MEANS HAVING WHAT MATTERS

Luxury isn't about glitter or gold. It's about seeking and nourishing what's truly important. The new ŠKODA SUPERB is a car that embraces true luxury with none of the clichés. With a sophisticated design, comfortable technologies and endless practicality, it's a car that impresses with everything that matters.

The SUPERB can satisfy even the most diverse demands on appearance and equipment, and is available in unique versions such as the exclusive Laurin & Klement, the stylish SportLine, and now the rugged Scout.

That's Simply Clever. That's ŠKODA.





# EXTERIOR DESIGN







# MAKE A BOLD UNDERSTATEMENT

Elegance meets harmony in the new SUPERB. The front, with the new shaped bumper and grille along with the main headlamps, presents a dynamic, yet determined look. The fog lamps have been updated, giving them a key design role besides their utilitarian function.



## STYLE AND FUNCTIONALITY

With the unmistakable ŠKODA inscription in the back, the new SUPERB proudly declares its roots. The composition of the elements on the 5th door is complemented by a chrome strip that comes exclusively in combination with full LED rear lights.







#### **SIDE VIEW**

Perfectly balanced proportions give the car a graceful appeal. The SunSet tinted windows in the rear improve the exterior look as well as passenger comfort.



#### **SUNROOF**

Beyond its basic function, the electrically-adjustable sunroof represents an attractive design feature.









**LIGHT  
DESIGN**



# LIGHTS DON'T SHOW, THEY REVEAL

Advanced technology is made beautiful in the light design of the SUPERB. The car is the first ŠKODA to feature full LED Matrix headlights, which offer greater road lighting and a higher degree of safety.



**REAR LIGHTS**  
The full LED rear lights are fitted with animated turn indicators, which not only reveal where the driver is about to turn, but also add dynamism to the car. The rear lights also feature C-shaped illumination, typical for the ŠKODA family, but updated with a modern twist.

**HEADLIGHTS AND FOG LAMPS**  
Using a windscreen camera, the full LED Matrix headlights of the SUPERB can detect a car in front of you or in oncoming traffic. Based on this, the high beam adjusts itself incrementally. This ensures you get the best view without blinding other drivers. The excellent functionality of the fog lamps is powered by LED technology.







# INTERIOR DESIGN





## QUALITY AS A STANDARD FEATURE

Every interior feature has been designed to make travelling comfortable. Enjoy the feeling of luxury with attractive décor, upholstery, door armrest stitching, chrome details and the LED ambient lighting running along the inside of the interior.





#### DECORATIVE FEATURES

The interior features high-quality materials and precise workmanship, which is highlighted with the armrest and upholstery stitching. Plenty of chrome details can be found on the dashboard, doors, steering wheel and gearstick knob.



LED ambient lighting with ten colour options



Green ambient lighting

#### LED AMBIENT LIGHTING

You can choose your favourite colour, or complement each day with one of ten amazing colour options. This is also reflected by the Virtual Cockpit or Maxi DOT colour display background illumination.







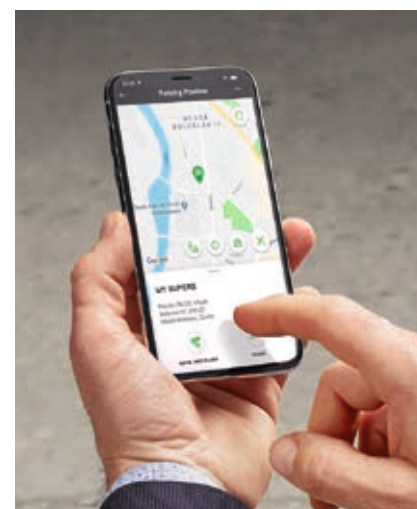
# CONNECTIVITY





# ŠKODA CONNECT: TAKE THE ONLINE WORLD WITH YOU

To be online fully and permanently means not only having access to entertainment and information, but also possible assistance while on the move. ŠKODA Connect is your gateway to a world of unlimited communication possibilities.



## PARKING POSITION

See the exact location of your car from anywhere. ŠKODA Connect shows the address, time and date of parking on your phone.



## LOCK & UNLOCK

This feature allows you to comfortably Lock and Unlock your vehicle via ŠKODA Connect App no matter where you are. For example, in case you forgot to lock your car, you can easily do so with your smartphone from anywhere.

## ŠKODA CONNECT

This offer includes two types of service. Infotainment Online delivers real-time information about traffic and more, Care Connect focuses on help and safety, enabling remote access and control of the vehicle. It also offers assistance for any situation that needs it.



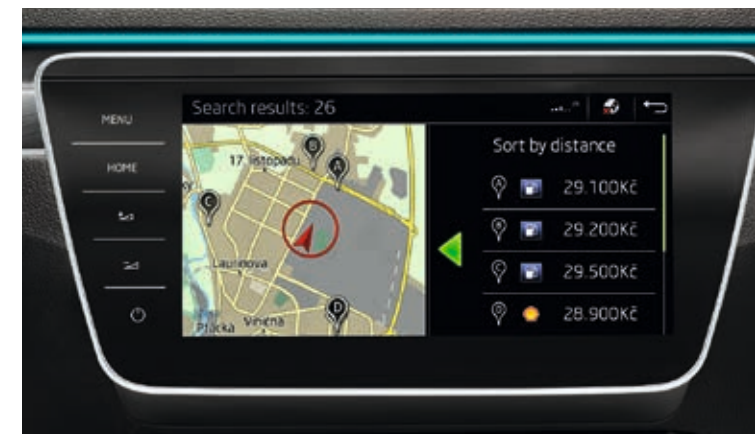
## EMERGENCY CALL

An SOS call is made automatically during an emergency on the road. The system can also be activated manually by pressing the red button on the roof console.



## SMARTLINK+

With the SmartLink+ system (ŠKODA Connectivity bundle supporting MirrorLink®, Apple CarPlay, Android Auto) the car's infotainment system enables the driver to safely use the phone while driving. Plus, all installed applications that are certified as safe for vehicles are compatible with MirrorLink®, Apple CarPlay or Android Auto. The SmartLink+ system also enables you to send car data to your smartphone which gives you access to interesting information about your drive, like driving economy, driving dynamics or service information. (Visit our website for usage terms and compatibility information for SmartLink+.)



## PETROL STATIONS

You can find out the distance, petrol station type, and the current fuel prices. This information is displayed in real time. The fuel type of the vehicle is automatically detected and displayed.



## ONLINE TRAFFIC INFORMATION

Always take the best route: up-to-date information gives you a perfect overview of every trip. It also enables you to react to new developments, such as roadworks, accidents and traffic jams.



## WEATHER

Get the latest weather report for your current location, destination or anywhere else with detailed forecasts, including precipitation predictions and warnings.





# **SIMPLY CLEVER**



# A POCKET FOR EVERYTHING THAT MATTERS

The SUPERB features a multitude of compartments, pockets and holders, keeping your elegant interior tidy, and your belongings safe from loss, breakage or spillage.



## JUMBO BOX

The spacious Jumbo Box storage compartment is housed in the front armrest. You can store your electronic items safely inside or cool it to keep your snacks fresh. A dual drinks holder with easy-open function can also be found on the centre console.



## GLOVE COMPARTMENT

The storage compartment in the dashboard on the front passenger side can also be cooled when the air conditioning is on.



## POCKETS ON THE BACKREST

Storage pockets on the insides of the front seat backrests can hold a mobile phone, for example, or other small items.



## BOTTLE HOLDER

You will find a 1.5-l bottle holder in a spacious compartment in the front doors and 0.5-l holder in the rear doors.





#### UMBRELLA BOX

Ingenious umbrella storage compartments are fitted inside both front doors. They are designed to let water drain away from the car, keeping the interior dry. One original ŠKODA umbrella comes as part of the equipment.



#### FOLDAWAY KNOB

The SUPERB also offers a simply clever solution for those who use a trailer. The tow bar has a foldaway knob, controlled via the lever located in the luggage compartment. Thanks to it, you don't need to remove the tow bar after use.

#### UNIBAG

The removable Unibag, designed for transporting skis or a snowboard, can be stored in the opening between the luggage compartment and cabin.



The lever to fold away the tow bar knob







# LUGGAGE COMPARTMENT





# CARRY ALL THAT MATTERS

The luggage compartment capacity traditionally puts the flagship ŠKODA at the top of its class for space. The combi version offers either 660 litres or 1,950 litres after folding down the rear seats, while the liftback version offers 625/1,760 litres. But maximising space is nothing without maximising practicality. That's why we added Simply Clever solutions that make handling luggage even easier.



**FLEXIBLE ORGANISER**  
The aluminium flexible organiser (exclusively for the combi version with a double floor) enables you to split the space according to your needs and makes it easier to keep things neat and tidy.



**DOUBLE FLOOR**  
The double floor provides easier luggage handling or a discrete storage place, with the bottom of the luggage compartment positioned at loading edge level.



**NET PROGRAMME**  
The set of nets increases the flexibility of the luggage space while tightly securing objects. It includes one horizontal and two vertical nets. You can add a further net under the luggage compartment cover in the liftback version.







COMFORT



# COMFORT AT YOUR COMMAND

Technology is nothing if it doesn't simplify your driving experience. Loaded with thoughtful features and sophisticated assistant systems, the SUPERB will indulge you in absolute comfort and support your driving confidence, whether keeping you relaxed on longer journeys or being entertained on the go.



## KESSY

With the new version of the KESSY (Keyless Entry, Start and exit System) all doors can be used to unlock or lock the car.



## ELECTRICALLY-CONTROLLED 5TH DOOR AND VIRTUAL PEDAL

The electrically-controlled 5th door opens and closes at the mere touch of the button on the remote control, central panel or directly on the 5th door. You can also adjust the upper door position to suit your needs. The door can be equipped with a virtual pedal enabling contact-free access.





**ENLARGED PHONE BOX**  
The new SUPERB comes with an enlarged phone box which creates an amplified signal for your mobile device and, at the same time, wirelessly charges your phone while driving. This compartment is not only easily accessible, but is also suitable for large display devices.



**VIRTUAL COCKPIT**  
A perfect overview is provided by the Virtual Cockpit, which can display on-board computer specifications in combination with other information such as navigation, for example. You can choose from five layouts, controlled via the View button on the multifunctional steering wheel – Classic view (shown), Modern view, Extended view, Basic view (suitable when driving at night or on the motorway) and Sport view.







**COMFORT IN THE BACK**

On the rear part of the Jumbo Box you will find a socket (230 V or 12 V) and two USB slots, enabling mobile phone charging. In the car equipped with 3-zone Climatronic air conditioning, you will also find the control for the rear seat zone here.

**MEMORY AND MASSAGE FUNCTIONS**

The electrically-adjustable driver seat with built-in memory can store three different positions. The massage function of the driver seat is optional. This superior level of comfort is always accompanied by ventilated front seats, upholstered in perforated leather.



**CANTON SOUND SYSTEM**

Enjoy absolute sound clarity, whether it's music or the spoken word, on the Canton Sound System with twelve speakers, including a speaker in the dashboard and subwoofer in the luggage compartment.






# SAFETY







**PREDICTIVE CRUISE CONTROL**  
Using a camera and detailed information from the navigation system, PCC can predict driving conditions for the next 1 - 2 km. If necessary, the system changes the cruise speed set and shifts gears (in vehicles equipped with DSG). PCC increases driver comfort and driving safety while saving fuel, which reduces CO<sub>2</sub> emissions.

# VIP SECURITY

The SUPERB puts a host of assistant systems at your disposal, offering unmatched convenience and safety in unforeseen situations.



**MATRIX BEAM FUNCTION**  
The full LED Matrix headlights feature matrix beam function. This allows you to use the high beams continuously, without blinding other drivers. Using a windscreen camera, the matrix beam function responds to the traffic situation and turns off only some segments of the light. Other segments are turned on and illuminate the road. The matrix beam function also uses information from the navigation system. Thanks to it, the high beams will only turn on when you are out of a built-up area.





#### MANOEUVRE ASSIST

Using the Park Assist sensors, this system offers protection from obstacles within driving distance of the car (at speeds of up to 10 km/h). If an obstacle is detected, based on the distance from the obstacle and the car's speed, the system initiates emergency braking.



#### PARK ASSIST

Minimise the hassle of parking in tight spots with Park Assist. It automatically selects an appropriate parking place in a row of parallel or perpendicularly parked vehicles.

#### FRONT ASSIST WITH PREDICTIVE PEDESTRIAN PROTECTION

Using a radar device in the front grille, the Front Assist system is designed to monitor the distance from the vehicle ahead, and also includes an emergency braking function.

The new SUPERB comes with Front Assist expanded with predictive pedestrian protection, which warns the driver via an audio/visual signal as well as a gentle jolt of the brakes.




#### SIDE ASSIST


Using radar sensors in the rear bumper, Side Assist which can detect other vehicles and even less detectable objects like cyclists up to 70 m away, monitors the areas behind and beside your car. Based on the distance and speed of the surrounding vehicles, it decides whether or not it should warn the driver.








**LANE ASSIST**  
You can leave the task of keeping the car in the correct lane to Lane Assist.



**TRAFFIC JAM ASSIST**  
The function is designed to facilitate the driving of DSG fitted vehicles in traffic jams. By controlling the engine, brakes and steering, it makes the vehicle pull away, brake and turn to copy the movement of the surrounding vehicles (at speeds of up to 60 km/h).



**EMERGENCY ASSIST**  
Emergency Assist (exclusively for vehicles with DSG), which works when Predictive Cruise Control and Lane Assist are active, reduces the risk of an incident in the event of the driver's sudden health collapse, for example, by stopping the car and turning on the warning lights.



# A SAFE BET

In extreme situations, where the driver cannot actively influence the outcome, the car's passive elements take over – like airbags. You can have your SUPERB equipped with up to nine of them.



## ELECTRIC CHILD SAFETY LOCK

Your children's journey will be safer thanks to the electric safety lock preventing them from opening the rear windows and doors. The control is located in the driver's door.

## HEAD AIRBAGS

Upon activation, head airbags create a wall, which protects the front and rear occupants against head injury.

## FRONT DRIVER AND PASSENGER AIRBAG

While the driver airbag is enclosed in the steering wheel, the passenger airbag is located in the dashboard. If needed, this can be deactivated when a child seat is installed on the front seat.



## KNEE AIRBAG

The knee airbag, which protects the driver's knees and shins, is located under the steering wheel.



## FRONT AND REAR SIDE AIRBAGS

These four airbags protect the pelvis and chest of the driver and other passengers in the event of a side collision.





**PERFORMANCE**



# PERFORM MIRACLES

The engines offer outstanding comfort without compromising on performance or the environment. The impressive handling of the car can be further enhanced with progressive steering. Requiring smaller steering input by the driver results in a much more dynamic driving experience, especially around corners.



## DYNAMIC CHASSIS CONTROL

Enjoy the high performance of your car in maximum comfort and safety. The Dynamic Chassis Control (DCC) continuously evaluates and responds to various driving situations (braking, acceleration, turning), adapting the damping and steering characteristics. As part of the infotainment menu, it allows you to select one of three modes according to your specific requirements: Comfort, Normal or Sport.



## ENGINES

Our top-of-the-line variant is a 2-litre petrol engine, which packs an impressive 200 kW punch with 4-wheel drive. The strongest diesel engine yields 140 kW of pure performance. With regard to the environment and emissions standard, our diesel range uses Selective Catalytic Reduction. This system injects AdBlue® to reduce mono-nitrogen oxides (NO<sub>x</sub>).

## DSG

Depending on the engine version, the car can be equipped with an automatic 7-speed DSG (Direct Shift Gearbox). We recommend DSG and 4-wheel drive as the perfect combination.







**LAURIN  
& KLEMENT**







## TRUE LUXURY IS HAVING A CHOICE

If L&K is shorthand for exclusive, then the ŠKODA SUPERB LAURIN & KLEMENT is our most exceptional offering. Bedecked with the highest version of equipment including plenty of chrome exterior and interior elements, comfort features and advanced technology, this car comes with remarkable levels of craftsmanship and precision. After all, true luxury is about choosing it all.





#### STYLISH DETAIL

The dashboard décor complemented with a decorative chrome strip carries the Laurin & Klement badge.

#### STYLE AND FUNCTIONALITY

The exclusive interior features leather/leatherette upholstery in brown, beige or black, Piano Black or optional Beige Brushed décor and plenty of chrome details. The Alcantara® ceiling in beige or black is also optional.

Both of the front seats are electrically-adjustable. The driver seat also features built-in memory. The multifunction leather steering wheel lets you control the radio, phone and alternatively DSG.



#### LOGO

The Laurin & Klement logo embroidered on the leather seat backrests is another stamp of exclusivity.





# SPORTLINE







## TIME TO GET SOME SPORTY CLOTHING

Comfort usually isn't a metaphor for sportiness. But these two make a thrilling combination inside the ŠKODA SUPERB SPORTLINE thanks to its razor-sharp looks, together with glossy black exterior elements, and a host of specific accoutrements, including lower chassis and sporty interior.





#### SPORTS STEERING WHEEL

The multifunctional sports steering wheel in black perforated leather with silver stitching allows you to control the radio, phone and alternatively DSG.



#### STYLISH DETAIL

The remarkable dashboard décor in carbon look carries the SportLine badge.



#### STYLE AND FUNCTIONALITY

Front and rear sports seats, upholstered in a combination of black Alcantara® and leather/leatherette with silver stitching, provide maximum comfort even during a dynamic drive. For that maximum sporty feeling, extendable front seats are available as an option. The electrically-adjustable front seats with built-in memory come as standard. The distinctive and extremely durable Alcantara® upholstery is also incorporated in the door panelling.





**scout**





## HIGH-END EVEN AFTER HIGHWAYS END

While the ŠKODA SUPERB SCOUT, armed with protective exterior elements, higher chassis and rough road package, handles bumpy roads, you'll stay in absolute comfort inside the incredibly spacy interior, surrounded by high-quality materials and details. All made with ŠKODA's craftsmanship precision. The car comes exclusively in the combi version.





**COMFORT AND FUNCTIONALITY**

The high-quality fabric upholstery is not only exceptionally durable, but also provides maximum comfort for all passengers. The Scout version can also be upholstered with a combination of black Alcantara® and leather/leatherette (shown). The electrically-adjustable driver seat with built-in memory comes as standard.



**STYLE AND SAFETY**

The multifunctional leather steering wheel, which lets you control the radio, phone and alternatively DSG, is equipped with heating function, controlled via the infotainment system. The car also comes with Driving Mode Select, including the off-road mode, or in other words, Downhill Assist which maintains consistent speed when driving down precipitous sections.



**STYLISH DETAILS**

The dashboard features the original Scout badge and remarkable Ash Brown décor (shown) or Dark Brushed décor with a decorative chrome strip. The LED ambient lighting running along the inside of the car offers ten appealing colour options.



**LOGO**

The Scout logo is embroidered on the front seat backrest.





**CUSTOMISATION**



# ACTIVE

The standard equipment of the Active version includes external side-view mirrors in body colour, tinted windows, LED headlights including LED daytime running lights, LED fog lamps, LED rear lights, KESSY GO (for keyless switching on and off of the engine), leather steering wheel, chrome interior door handles, electrically-controlled front and rear windows, air conditioning, Jumbo Box, plus more.



**ACTIVE BLACK INTERIOR**  
Glossy Black décor  
Fabric upholstery



**ACTIVE BLACK INTERIOR**  
Glossy Black décor  
Fabric upholstery



# AMBITION

The standard equipment of the Ambition version includes chrome grille, electrically-folded external side-view mirrors with auto dimming and Boarding Spots, Light Assist, front door sill strips, pockets on the backrest, two umbrella boxes (including one ŠKODA umbrella), Climatronic dual-zone air conditioning, front foot rest area and interior door handle illumination, plus more.



**AMBITION BLACK INTERIOR**  
Light Brushed décor  
Fabric upholstery

## AMBITION BLACK INTERIOR

Light Brushed décor  
Fabric upholstery



**AMBITION BLACK INTERIOR**  
Dark Brushed décor  
Leather/leatherette upholstery, ventilated front seats

## AMBITION BLACK INTERIOR

Dark Brushed décor  
Alcantara®/leather/leatherette upholstery





# STYLE

The standard equipment of the Style version includes LED fog lamps with corner function, decorative door sill strips front and rear, foot rest area illumination front and rear, electrically-adjustable driver seat with memory function, Manoeuvre Assist, Park Distance Control, plus more.



## STYLE BLACK INTERIOR

Argenzo zebrano décor  
Alcantara®/leather/leatherette upholstery

## STYLE BLACK INTERIOR

Argenzo zebrano décor  
Alcantara®/leather/leatherette upholstery



## STYLE BLACK INTERIOR

Argenzo zebrano décor  
Leather/leatherette upholstery, ventilated front seats



## STYLE BEIGE INTERIOR

Beige Brushed décor  
Leather/leatherette upholstery, ventilated front seats



# LAURIN & KLEMENT

The standard equipment of the Laurin & Klement version includes chrome front grille and side door strips, full LED Matrix headlights, full LED rear lights with animated turn indicators, decorative door sill strips front and rear with SUPERB inscription, Dynamic Chassis Control, full KESSY, electrically-adjustable front seats, driver seat with memory function, Bolero 8" infotainment, plus more.



## LAURIN & KLEMENT BLACK INTERIOR

Piano Black décor

Leather/leatherette upholstery, ventilated front seats

## LAURIN & KLEMENT BLACK INTERIOR

Piano Black décor

Leather/leatherette upholstery, ventilated front seats



## LAURIN & KLEMENT BROWN INTERIOR

Beige Brushed décor

Leather/leatherette upholstery, ventilated front seats

## LAURIN & KLEMENT BEIGE INTERIOR

Piano Black décor

Leather/leatherette upholstery, ventilated front seats





# SPORTLINE

The standard equipment of the SportLine version includes glossy black exterior elements such as external side-view mirror caps, window framing and front grille, sports chassis, full LED Matrix headlights, full LED rear lights with animated turn indicators, full KESSY, Driving Mode Select, electrically-adjustable driver seat with memory function, Bolero 8" infotainment, plus more.



## SPORTLINE BLACK INTERIOR

Carbon décor

Alcantara®/leather/leatherette upholstery, front sports seats and sports steering wheel



## SPORTLINE BLACK INTERIOR

Carbon décor

Alcantara®/leather/leatherette upholstery, front sports seats and sports steering wheel



# SCOUT

The standard equipment of the Scout version includes protective exterior elements such as add-on part on the front and rear bumper, plastic covers on the wheel arches and door sill covers, external side-view mirror caps in ALU design, rough road package, full KESSY, Driving Mode Select, electrically-adjustable driver seat with memory function, Bolero 8" infotainment, plus more.



## SCOUT BLACK INTERIOR

Dark Brushed décor  
Alcantara®/leather/leatherette upholstery, front seat piping (in a contrasting colour)



## SCOUT BLACK INTERIOR

Dark Brushed décor  
Alcantara®/leather/leatherette upholstery, front seat piping (in a contrasting colour)



## SCOUT BLACK INTERIOR

Ash Brown décor  
Alcantara®/leather/leatherette upholstery, front seat piping (in a contrasting colour)





**ALL THAT MATTERS, IS ALL IN**



# UPHOLSTERY

Customisation

Active Black (fabric)



Ambition Black (fabric)



Ambition/Style Black  
(Alcantara®/leather/leatherette)



Ambition/Style/L&K Black  
(perforated leather/leatherette),  
ventilated front seats



Style/L&K Beige  
(perforated leather/leatherette),  
ventilated front seats



L&K Brown  
(perforated leather/leatherette),  
ventilated front seats



Customisation

These products represent only a part of the wide range of upholstery. For detailed information, visit our website or contact your authorised ŠKODA partner.



EMERALD GREEN METALLIC



ENERGY BLUE UNI



MAGNETIC BROWN METALLIC



MAGIC BLACK METALLIC



VELVET RED METALLIC



LAVA BLUE METALLIC



RACE BLUE METALLIC



CRYSTAL BLACK METALLIC



CANDY WHITE UNI



BRILLIANT SILVER METALLIC



QUARTZ GREY METALLIC



MOON WHITE METALLIC



BUSINESS GREY METALLIC



# COLOURS



# WHEELS

19" TRINITY anthracite alloy wheels



19" TRINITY super glossy alloy wheels



19" CANOPUS alloy wheels



19" CANOPUS glossy black alloy wheels



19" ACAMAR anthracite alloy wheels



19" VEGA Aero black alloy wheels



18" ANTARES alloy wheels



18" PROPUS Aero black alloy wheels



18" ZENITH alloy wheels



18" VELA black alloy wheels with aero covers\*



17" STRATOS alloy wheels



17" DRAKON alloy wheels



17" TRITON alloy wheels



16" ORION alloy wheels



16" steel wheels with HERMES covers



\* Available from 01/2020



# ACCESSORIES







#### **LOCKABLE SKI OR SNOWBOARD RACK**

The lockable ski or snowboard rack with aluminium profile, which has passed ŠKODA's load tests and safety tests, provides capacity up to five pairs of skis or two snowboards.\*



#### **LOCKABLE SKI AND SNOWBOARD BOX**

The lockable box with capacity for up to five pairs of skis or four snowboards features an optimised shape with lowered bottom, which has a positive effect on driving stability and limits vibrations.

\* Available within the fourth quarter of 2019.





#### TEXTILE FOOT MATS PRESTIGE

The high-quality textile foot mats with SUPERB logo make the interior more comfortable and cosy. All the mats can be removed at any time and cleaned easily.



#### DECORATIVE DOOR SILL TRIMS

The side door sill trims with stainless steel inlay and SUPERB inscription, which perfectly follow the contours of the vehicle, are an original feature with aesthetic as well as practical functions.

#### SPORT PEDAL COVERS

The interior can be complemented by the stainless steel sport foot pedal covers. Thanks to the rubber facets on the pedals, which prevent your shoes from slipping, you will feel even safer and more confident behind the wheel.





# WHEEL CARE & STYLE PACK

Car wheels are like shoes. No matter whether the “shoes” of your ŠKODA are stylish, sporty or purely functional, our **WHEEL CARE & STYLE PACK** (wheel covers, valve caps, safety bolts) offers a multitude of items which will make your wheels even more attractive and totally unique!



**BOLT CAPS**  
Decorative bolt caps for wheels with and without safety bolts.

# WHEELS

19" SIRIUS silver metallic alloy wheels, brushed



19" SUPERNOVA black gloss alloy wheels, brushed



19" VEGA anthracite metallic alloy wheels, brushed



18" CASSIOPEIA platinum matt alloy wheels, brushed



19" CRATER anthracite metallic alloy wheels, brushed



17" MARKAB black metallic alloy wheels





# ŠKODA CARE PRODUCTS

Since ŠKODA wants to stay by your side many years after your purchase and help you with all the situations which may occur during the car's lifecycle, ŠKODA Care products were developed. ŠKODA Care products keep you mobile, provide maximum possible comfort, safety, and good value for money.



## ŠKODA SERVICE AND MAINTENANCE PACKAGES

ŠKODA service and maintenance packages are specifically designed for customers who want to keep their car in prime condition, and as immaculate as the day they bought it. It is a good way to not only keep your ŠKODA running smoothly and safely, but also helps you invest in its future value and protect yourself from unexpected costs or inflation. Service and maintenance packages use only genuine ŠKODA approved parts and specialist ŠKODA trained technicians so you know your car is in the hands of experts.



## ŠKODA INSURANCE

Nobody knows your ŠKODA quite like the people who made it, which is why we can always offer the best cover for you and your car. ŠKODA Insurance is a member of the ŠKODA AUTO branded product family. It is a comprehensive car insurance that offers even greater comfort to our clients in case of unexpected events.



## ŠKODA EXTENDED WARRANTY

Quality and reliability are key reasons why you would opt to drive a ŠKODA. They not only apply to a new ŠKODA car, but also to ŠKODA service. Extend your driving pleasure from 2 years up to 5 years or 150,000 km with the ŠKODA manufacturer extended warranty and protect yourself from any unexpected repair costs. **Your natural benefits with ŠKODA extended warranty:**

- › Expect no exceptions. ŠKODA extended warranty is similar to the 2-year manufacturer's warranty. Repair is carried out exclusively at a ŠKODA Service Partner
- › You can be sure that only the latest technical information and processes are used
- › Use of ŠKODA Genuine Parts during repair is ensured
- › When trading in your car, you can expect a higher value



## ŠKODA MOBILITY WARRANTY

Sometimes, unforeseen circumstances can arise and in the unlikely event of a breakdown, you may need assistance with your vehicle. ŠKODA Mobility Warranty gives you the assurance that you will reach your destination, even if your vehicle breaks down. In the event of a vehicle breakdown, you can call our roadside assistance service, ŠKODA Assistance, which will give you the best possible advice and professional help. It is operational 24 hours a day, 365 days a year. **ŠKODA Assistance provides the following services\*:**

- › Guided help on the phone
- › On-the-spot breakdown assistance
- › Towing service to the nearest ŠKODA Service Partner, incl. transportation of passengers, if breakdown cannot be rectified on the spot
- › High-priority repair at ŠKODA Service Partner
- › If the repair cannot be provided on the day of breakdown, the ŠKODA Service Partner or ŠKODA Assistance will provide the following options:
  - a) Courtesy car for 3 working days max.
  - b) Overnight stay for passengers for 1 night
  - c) Alternative transportation (train or bus, or also taxi in cities)

\* All these services are provided free of charge. The specific scope of services on the local market is to be defined by the importer.



# ŠKODA CYCLING





ROAD ELITE



**Weight** 7.5 kg  
**Frame** Carbon Road Race CRB BF-RB04 Aero  
**Fork** Full Carbon UD  
**Cranks** Shimano Ultegra 8000 52/36T  
**Front/rear hub** DT Swiss PR1600 Spline Disc  
**Front derailleur** Shimano Ultegra 8000 Brazed-on type  
**Rear derailleur** Shimano Ultegra 8000 SS  
**Gears** 22

**Front/rear brakes** Rotor CL 140/140 mm  
**Tyres** Schwalbe Pro One 700x28C  
**Saddle** Fizik Antares R5  
**Frame size** (S) 20.5"  
The bicycle is **delivered without pedals**.

MTB LADY



**Weight** 13.4 kg  
**Frame** Aluminium 6061.T6 double butted  
**Fork** SR Suntour XCR Air LOR-DS  
**Cranks** Shimano FC-M500 36/26T  
**Front hub** Shimano HB-TX505 CL QR  
**Rear hub** Shimano FH-TX505-8 CL QR  
**Front derailleur** Shimano Deore FD-M6025  
**Rear derailleur** Shimano XT RD-M781 SGL Shadow  
**Gears** 20

**Front/rear brakes** Rotor CL 160/160 mm  
**Tyres** Impac SmartPac 27.5x2.10"  
**Saddle** Selle Royal Essenza  
**Frame size** (XS) 14.0"

EMTB FULL



**Weight** 21.5 kg  
**Frame** Aluminium 6061.T6 Steps – FSF 1 Down tube battery  
**Fork** RS Recon RL  
**Cranks** Shimano Steps 34T  
**Front hub** Shimano HB-M6010 CL 15x110 mm  
**Rear hub** Shimano FH-M6010 CL 12x148 mm  
**Rear derailleur** Shimano SLX RD-M7000 GS Shadow+  
**Gears** 11

**Front/rear brakes** Rotor CL 180/180 mm  
**Tyres** Schwalbe Smart Sam Performance 29x2.6"  
**Saddle** Selle Royal Seta Performa  
**Frame size** (XL) 21"

The bicycle is **delivered without pedals**.

KID 24



**Weight** 11.7 kg  
**Frame** Aluminium 6061.T6  
**Fork** SR Suntour XCT-JR  
**Cranks** WheelTop M32 28T  
**Front hub** ONE KT QR  
**Rear hub** ONE KT QR, Cassette type  
**Rear derailleur** Shimano RD-TX800  
**Gears** 8

**Front/rear brakes** Tektro BR-855 V-brake  
**Tyres** Impac SmartPac 24x2.10"  
**Saddle** Justek Junior  
**Frame size** 11"

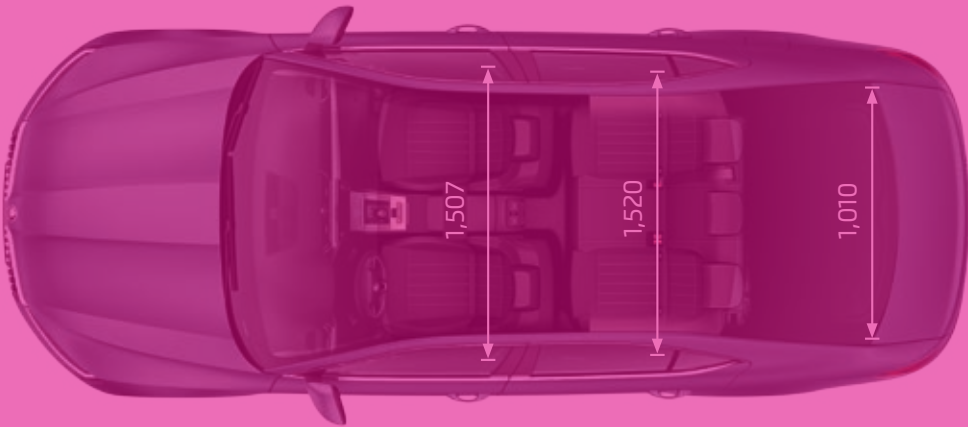




TECHNICAL SPECIFICATIONS SUPERB	2.0 TSI/140 kW	2.0 TSI/200 kW 4x4	1.6 TDI/88 kW	2.0 TDI/140 kW	2.0 TDI/140 kW 4x4
	Turbocharged petrol engine	Turbocharged petrol engine	Turbocharged diesel engine	Turbocharged diesel engine	Turbocharged diesel engine
ENGINE					
Cylinders/Cubic capacity (cc)	4/1,984	4/1,984	4/1598	4/1,968	4/1,968
Max. performance/Revs (kW/min <sup>-1</sup> )	140/4,200–6,000	200/5,500–6,500	88/3,500–4,000	140/3,500–4,000	140/3,500–4,000
Max. torque/Revs (Nm/min <sup>-1</sup> )	320/1,500–4,100	350/2,000–5,400	250/1,500–3,250	400/1,900–3,300	400/1,900–3,300
Air pollution regulation	EU6DG	EU6DG	EU6DG	EU6DG	EU6DG
Fuel	Petrol, RON min. 95	Petrol, RON min. 95	Diesel	Diesel	Diesel
PERFORMANCE					
Maximum speed (km/h)	240	250	205	240	232
Acceleration 0–100 km/h (s)	7.7	5.6	11.1	8.3	8.0
Fuel consumption (l/100 km)					
– urban	8.4–8.5	8.9–9.0	4.7	5.3	5.7–5.8
– extra-urban	4.7–4.8	5.8–5.9	3.9	3.9	4.3–4.4
– combined	6.1–6.2	7.0–7.1	4.2	4.4	4.8–4.9
CO <sub>2</sub> emissions (g/km) – combined	138–140	159–160	110	116–117	116–117
Fuel consumption WLTP (l/100 km)					
– low	10.304–11.083	11.743–12.461	6.317–7.635	8.121–9.442	7.171–8.474
– medium	7.002–7.994	8.119–9.135	5.185–6.559	5.462–6.833	5.811–7.083
– high	5.528–6.875	6.959–8.158	4.535–5.826	4.535–5.527	4.913–6.295
– extra high	6.004–7.829	7.540–9.097	5.194–6.819	5.056–6.427	5.391–7.390
– combined	6.633–8.002	8.038–9.263	5.139–6.568	5.219–6.356	5.578–7.134
CO <sub>2</sub> emissions WLTP (g/km)					
– low	233.41–251.12	266.29–282.23	165.61–200.18	179.86–209.11	188.05–222.01
– medium	158.38–180.91	183.92–206.68	135.92–171.94	143.07–168.26	153.52–185.56
– high	124.88–155.49	157.57–184.50	118.87–152.73	118.76–144.77	128.68–164.91
– extra high	135.70–177.18	170.77–205.83	136.14–178.76	132.41–168.37	141.21–193.60
– combined	150.00–181.10	182.10–209.60	134.70–172.20	136.70–166.50	146.10–186.90
POWER TRANSMISSION					
Type	Front-wheel drive	4x4	Front-wheel drive	Front-wheel drive	4x4
Clutch	Twin coaxial clutch, electro-hydraulically operated	Twin coaxial clutch, electro-hydraulically operated	Twin coaxial clutch, electro-hydraulically operated	Twin coaxial clutch, electro-hydraulically operated	Twin coaxial clutch, electro-hydraulically operated
Transmission	Automatic 7-speed DSG	Automatic 7-speed DSG	Automatic 7-speed DSG	Automatic 7-speed DSG	Automatic 7-speed DSG
WEIGHT					
Kerb weight – in standard version with a 75kg driver (kg)	1,535	1,645	1,530	1,589	1,665
Payload – incl. a driver and extra equipment (kg)	465–638	504–680	472–648	472–648	529–705
Total weight (kg)	2,098	2,250	2,103	2,162	2,295
Trailer load without brakes (max. kg)	750	750	750	750	750
Trailer load with brakes – 12% (max. kg)	1,800	2,200	1,500	2,000	2,200
* The car can be equipped with a set of all-season tyres. For more information contact your authorised ŠKODA partner.		All diesel engines use Selective Catalytic Reduction. This system injects AdBlue® to reduce mono-nitrogen oxides (NO <sub>x</sub> ). The volume of the AdBlue® tank is 16 l and consumption depends on the driving style.			

FURTHER SPECIFICATIONS

Body		Exterior dimensions	
Type	5-seater, 5-door, 2-compartment	Length/width (mm)	4,869/1,864
Drag coefficient C <sub>w</sub>	0.271–0.279 according to engine version	Height (mm)	1,469
Turning circle diameter (m)	10.4	Wheel base (mm)	2,841
Chassis		Track front/rear	1,584/1,572
Front axle	McPherson suspension with lower triangular links and torsion stabiliser	Clearance (mm) – according to engine version	147, 138, 136
Rear axle	Multi-element axle, with longitudinal and transverse links, with torsion stabiliser	Interior dimensions	
Braking system	Hydraulic dual-diagonal circuit braking system vacuum assisted with Dual Rate	Lateral room front/rear (mm)	1,507/1,520
– front/rear brakes	Disc brakes with inner cooling and with single-piston floating calliper/disc brakes	Effective head room front/rear (mm)	1,038/980
Steering	Direct rack-and-pinion steering with electro-mechanical power steering	Luggage storage space (max. l)	
Wheels	6.5J x 16"; 7.0J x 17" according to engine version	Without spare tyre, with rear seat backrests – upright/down	625/1,760
Tyres*	215/60 R16; 215/55 R17 according to engine version	Tank capacity (l)	
			66

Specifications may differ depending on the engine and chassis configuration.





TECHNICAL SPECIFICATIONS SUPERB COMBI	2.0 TSI/140 kW	2.0 TSI/200 kW 4x4	1.6 TDI/88 kW	2.0 TDI/140 kW	2.0 TDI/140 kW 4x4
	Turbocharged petrol engine	Turbocharged petrol engine	Turbocharged diesel engine	Turbocharged diesel engine	Turbocharged diesel engine
ENGINE					
Cylinders/Cubic capacity (cc)	4/1,984	4/1,984	4/1598	4/1,968	4/1,968
Max. performance/Revs (kW/min <sup>-1</sup> )	140/4,200–6,000	200/5,500–6,500	88/3,500–4,000	140/3,500–4,000	140/3,500–4,000
Max. torque/Revs (Nm/min <sup>-1</sup> )	320/1,500–4,100	350/2,000–5,400	250/1,500–3,250	400/1,900–3,300	400/1,900–3,300
Air pollution regulation	EU6DG	EU6DG	EU6DG	EU6DG	EU6DG
Fuel	Petrol, RON min. 95	Petrol, RON min. 95	Diesel	Diesel	Diesel
PERFORMANCE					
Maximum speed (km/h)	230	250	197	230	223
Acceleration 0–100 km/h (s)	7.7	5.7	11.3	8.4	8.1
Fuel consumption (l/100 km)					
– urban	8.4–8.5	9.0	4.7	5.3	5.7–5.8
– extra-urban	4.8–4.9	6.0	4.0	4.0	4.5–4.6
– combined	6.2	7.1	4.3	4.4–4.5	4.9–5.0
CO <sub>2</sub> emissions (g/km) – combined	140–141	161–162	113	117–118	117–118
Fuel consumption WLTP (l/100 km)					
– low	10.304–11.083	11.743–12.461	6.317–7.635	6.317–7.635	7.170–7.474
– medium	7.002–7.994	8.119–9.135	5.185–6.559	5.462–6.313	5.800–7.083
– high	5.528–6.875	6.959–8.158	4.535–5.826	4.535–5.527	4.913–6.295
– extra high	6.004–7.829	7.540–9.097	5.194–6.819	5.056–6.427	5.391–7.390
– combined	6.633–8.002	8.038–9.263	5.139–6.568	5.219–6.356	5.578–7.134
CO <sub>2</sub> emissions WLTP (g/km)					
– low	233.41–251.12	266.29–282.23	165.61–200.18	179.86–209.11	188.05–222.01
– medium	158.38–180.91	183.92–206.68	135.92–171.94	143.07–168.26	153.52–185.56
– high	124.88–155.49	157.57–184.50	118.87–152.73	118.76–144.77	128.68–164.91
– extra high	135.70–177.18	170.77–205.83	136.14–178.76	132.41–168.37	141.21–193.60
– combined	150.00–181.10	182.10–209.60	134.70–172.20	136.70–166.50	146.10–186.90
POWER TRANSMISSION					
Type	Front-wheel drive	4x4	Front-wheel drive	Front-wheel drive	4x4
Clutch	Twin coaxial clutch, electro-hydraulically operated	Twin coaxial clutch, electro-hydraulically operated	Twin coaxial clutch, electro-hydraulically operated	Twin coaxial clutch, electro-hydraulically operated	Twin coaxial clutch, electro-hydraulically operated
Transmission	Automatic 7-speed DSG	Automatic 7-speed DSG	Automatic 7-speed DSG	Automatic 7-speed DSG	Automatic 7-speed DSG
WEIGHT					
Kerb weight – in standard version with a 75kg driver (kg)	1,557	1,667	1,552	1,611	1,687
Payload – incl. a driver and extra equipment (kg)	465–664	512–715	471–674	471–674	512–715
Total weight (kg)	2,146	2,307	2,151	2,210	2,327
Trailer load without brakes (max. kg)	750	750	750	750	750
Trailer load with brakes – 12% (max. kg)	1,800	2,200	1,500	2,000	2,200





\* The car can be equipped with a set of all-season tyres.  
For more information contact your authorised ŠKODA partner.

All diesel engines use Selective Catalytic Reduction. This system injects AdBlue® to reduce mono-nitrogen oxides (NO<sub>x</sub>). The volume of the AdBlue® tank is 16 l and consumption depends on the driving style.

FURTHER SPECIFICATIONS

Body		Exterior dimensions	
Type	5-seater, 5-door, 2-compartment	Length/width (mm)	4,862/1,864
Drag coefficient C <sub>w</sub>	0.308–0.318 according to engine version	Height (mm)	1,477
Turning circle diameter (m)	10.4	Wheel base (mm)	2,841
Chassis		Track front/rear	1,584/1,572
Front axle	McPherson suspension with lower triangular links and torsion stabiliser	Clearance (mm) – according to engine version	147, 139, 136
Rear axle	Multi-element axle, with longitudinal and transverse links, with torsion stabiliser	Interior dimensions	
Braking system	Hydraulic dual-diagonal circuit braking system vacuum assisted with Dual Rate	Lateral room front/rear (mm)	1,507/1,519
– front/rear brakes	Disc brakes with inner cooling and with single-piston floating calliper/disc brakes	Effective head room front/rear (mm)	1,042/1,000
Steering	Direct rack-and-pinion steering with electro-mechanical power steering	Luggage storage space (max. l)	
Wheels	6.5J x 16"; 7.0J x 17" according to engine version	Without spare tyre, with rear seat backrests – upright/down	660/1,950
Tyres*	215/60 R16; 215/55 R17 according to engine version	Tank capacity (l)	66

Specifications may differ depending on the engine and chassis configuration.





#### IMAGE DISCLAIMER

The images presented in this catalogue (brochure) are used for illustrative purposes only and are not intended to form part of any contract or warranty. They display pre-series cars and certain illustrations, features, parts and equipment may differ from the actual production cars and from country to country. To get the exact specification of features, parts and equipment, please get in touch with your nearest local ŠKODA dealer.



#### MyŠKODA App

Get your very own personal digital companion. Download MyŠKODA App featuring PAUL, an interactive assistant who's there to help you, not only with watching over your car, but also with managing your day.



#### ŠKODA Connect App

Enjoy full control of your car. Download ŠKODA Connect and access all necessary features anytime, whether it's driving data, fuel range, planning a route or even where you last parked.

**IF YOU'VE ENJOYED READING ABOUT IT  
— IMAGINE DRIVING IT**

**CALL US TO ARRANGE A TEST DRIVE**

B16720 06/19

Your ŠKODA partner: