

THE NEW ŠKODA SUPERB SCOUT



ŠKODA
SIMPLY CLEVER



A blue ŠKODA SUPERB SCOUT is parked on a gravel lot in the foreground. The car is shown from a rear three-quarter view, highlighting its rugged design and alloy wheels. In the background, a steep, forested mountain rises, dotted with cable cars and a tall transmission tower. The scene is bathed in the warm, golden light of a low sun, creating a hazy, atmospheric effect. A stone wall and a wooden signpost are visible behind the car.

MADE FOR MORE THAN KERBSTONES

Even if the urban jungle offers some kind of adventure, the real excitement sometimes starts where normal streets end. Fortunately, the ŠKODA SUPERB SCOUT is at home on both terrains. In the exclusive combi version it combines the comfort of a city limousine with the off-road character of an SUV.

Not only does it look elegant all round, it's also protected all around. Thanks to the rough road package and the higher chassis, flying stones and dust are no bother – no matter where the 4x4 drive takes you.

So if you would like to drive over other stones in addition to kerbstones the ŠKODA SUPERB SCOUT is the right car for you.

That's Simply Clever. That's ŠKODA.

SOMETIMES EVEN STONES JUMP FOR JOY

The SCOUT is ready for any challenge. It comes with protective exterior elements, which give the elegant SUPERB robustness and a tougher look. They also help protect the body when driving beyond paved roads.



PROTECTIVE ELEMENTS
The Scout version features among other things an add-on part on the front bumper in silver as well as black plastic covers on the wheel arches and door sills. The higher chassis is equipped with the rough road package, so you can go off paved roads without trepidation.



BADGE
As proof of the car's off-road ability there's a badge included on the front wing fenders.

REAR VIEW
The rear bumper with a silver protective cover lends the car's body a tough appearance.



**EVEN WHEN OFF ROAD
ALWAYS ON TRACK**





HIGH-END EVEN AFTER HIGHWAYS END

While the car handles bumpy roads, you'll stay in absolute comfort inside the incredibly spacious interior, surrounded by high-quality materials and details designed exclusively for the Scout version. All made with ŠKODA's craftsmanship precision.



COMFORT AND FUNCTIONALITY

For your maximum comfort, the Scout version can be upholstered with a combination of black Alcantara® and leather/leatherette. The electrically-adjustable driver seat with built-in memory comes as standard.



STYLE AND SAFETY

The multifunctional leather steering wheel, which lets you control the radio, phone and alternatively DSG, is equipped with heating function, controlled via the infotainment system.



STYLISH DETAILS

The dashboard features the original Scout badge and remarkable Ash Brown décor (shown) or Dark Brushed décor with a decorative chrome strip. The LED ambient lighting running along the inside of the car offers ten appealing colour options.



LOGO

The Scout logo is embroidered on the front seat backrest.

CUSTOMISATION



SCOUT BLACK INTERIOR
Dark Brushed décor
Alcantara®/leather/leatherette upholstery, front seat piping (in a contrasting colour)



SCOUT BLACK INTERIOR
Dark Brushed décor
Alcantara®/leather/leatherette upholstery,
front seat piping (in a contrasting colour)



SCOUT BLACK INTERIOR
Dark Brushed décor
Fabric upholstery with ThermoFlux function

DISCOVER THE UNDISCOVERED

This car is ready for any adventure. With its 4x4 drive and off-road skills, it's ready to handle any terrain from potholes or mud to steep hills, while you and your family stay safe and comfortable.



ALL-WHEEL DRIVE

The 4x4 drive is provided by an inter-axle electronically controlled multi-plate clutch. The coupling of the rear axle is automatic, so under normal conditions the car can utilise the advantages of front-wheel drive, and under extreme conditions the excellent traction of the 4x4 drive.

OFF-ROAD MODE

With the intelligent Off-Road Mode system, which operates at speeds of up to 30 km/h, you can handle even extreme terrain. It is designed to adjust the characteristics of the engine, electronic assistants and stability control systems. The activated functions are shown on the infotainment display.

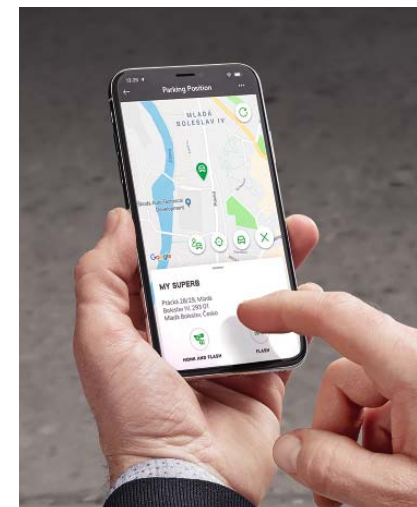


DYNAMIC CHASSIS CONTROL

Your car can be equipped with the Dynamic Chassis Control (DCC), which continuously evaluates and responds to various driving situations (braking, acceleration, turning), adapting the damping characteristics. DCC always comes in combination with Driving Mode Select and allows you to choose Comfort, Normal or Sport mode.

ŠKODA CONNECT: TAKE THE ONLINE WORLD WITH YOU

To be online fully and permanently means not only having access to entertainment and information, but also possible assistance while on the move. ŠKODA Connect is your gateway to a world of unlimited communication possibilities.



PARKING POSITION

See the exact location of your car from anywhere. ŠKODA Connect shows the address, time and date of parking on your phone.



LOCK & UNLOCK

This feature allows you to comfortably Lock and Unlock your vehicle via ŠKODA Connect App no matter where you are. For example, in case you forgot to lock your car, you can easily do so with your smartphone from anywhere.

ŠKODA CONNECT

This offer includes two types of service. Infotainment Online delivers real-time information about traffic and more, Care Connect focuses on help and safety, enabling remote access and control of the vehicle. It also offers assistance for any situation that needs it.



EMERGENCY CALL

An SOS call is made automatically during an emergency on the road. The system can also be activated manually by pressing the red button on the roof console.



SMARTLINK+

With the SmartLink+ system (ŠKODA Connectivity bundle supporting MirrorLink®, Apple CarPlay, Android Auto) the car's infotainment system enables the driver to safely use the phone while driving. Plus, all installed applications that are certified as safe for vehicles are compatible with MirrorLink®, Apple CarPlay or Android Auto. The SmartLink+ system also enables you to send car data to your smartphone which gives you access to interesting information about your drive, like driving economy, driving dynamics or service information. (Visit our website for usage terms and compatibility information for SmartLink+.)



PETROL STATIONS

You can find out the distance, petrol station type, and the current fuel prices. This information is displayed in real time. The fuel type of the vehicle is automatically detected and displayed.



ONLINE TRAFFIC INFORMATION

Always take the best route: up-to-date information gives you a perfect overview of every trip. It also enables you to react to new developments, such as roadworks, accidents and traffic jams.




WEATHER

Get the latest weather report for your current location, destination or anywhere else with detailed forecasts, including precipitation predictions and warnings.

**IT'S THE NEW WAYS THAT
LEAD TO NEW ADVENTURES**



COLOURS



Black fabric upholstery with ThermoFlux function



Black Alcantara®/leather/leatherette upholstery

18" BRAGA alloy wheels



18" BRAGA anthracite alloy wheels



19" MANASLU anthracite alloy wheels



TECHNICAL SPECIFICATIONS	1.0 MPI/55 kW	1.0 TSI/70 kW	1.0 TSI/81 kW	1.0 TSI/81 kW
	Petrol engine	Turbocharged petrol engine, direct injection system	Turbocharged petrol engine, direct injection system	Turbocharged petrol engine, direct injection system
ENGINE				
Cylinders/Cubic capacity (cc)	3/999	3/999	3/999	3/999
Max. performance/Revs (kW/min ⁻¹)	55/6,200	70/5,000–5,500	81/5,000–5,500	81/5,000–5,500
Max. torque/Revs (Nm/min ⁻¹)	95/3,000–4,300	160/1,800–3,500	200/2,000–3,500	200/2,000–3,500
Air pollution regulation	EU6AG	EU6AG	EU6AG	EU6AG
Fuel	Petrol, RON 95/91*	Petrol, RON min. 95	Petrol, RON min. 95	Petrol, RON min. 95
PERFORMANCE				
Maximum speed (km/h)	168	184	195	194
Acceleration 0–100 km/h (s)	14.9	10.8	9.6	10.1
Fuel consumption 99/100 (l/100 km)				
– urban **/***/****	6.0/5.9/–	5.5/5.3/5.6	5.6/5.5/5.9	5.3/5.2/5.5
– extra-urban **/***/****	4.3/4.2/–	4.1/4.0/4.2	4.2/4.0/4.4	4.3/4.2/4.4
– combined **/***/****	4.9/4.8/–	4.6/4.6/4.8	4.7/4.6/4.9	4.7/4.6/4.8
CO ₂ emissions (g/km) **/***/****	111/110/–	106/104/109	107/105/113	106/105/110
Turning circle diameter (m)	10.4	10.4	10.4	10.4
POWER TRANSMISSION				
Type	Front-wheel drive	Front-wheel drive	Front-wheel drive	Front-wheel drive
Clutch	Hydraulic single dry clutch disc	Hydraulic single dry clutch disc	Hydraulic single dry clutch disc	Twin coaxial clutch, electro-hydraulically operated
Transmission	Manual 5-speed	Manual 5-speed	Manual 6-speed	Automatic 7-speed DSG
WEIGHT				
Kerb weight – in standard version with a 75kg driver (kg)	1,086	1,121	1,132	1,165
Payload – incl. a driver and extra equipment (kg)	530	530	530	530
Total weight (kg)	1,541	1,576	1,587	1,620
Trailer load without brakes (max. kg)	540	560	560	580
Trailer load with brakes – 12% (max. kg)	800	1,000	1,100	1,100
Tank capacity (l)	45	45	45	45

* Using low-octane fuel may affect engine performance.
** Applies to vehicle with standard tyres.
*** Applies to vehicle with 185/60 R15 tyres with low rolling resistance.
**** Applies to vehicle with TSI engine and 18" tyres.
***** The car can be equipped with a set of all-season tyres.
For more information contact your authorised ŠKODA partner.

The listed values (except for values marked ***/****) apply to the standard model without extra equipment.

All engines feature the Start-Stop system and energy recovery functionality.

The emissions and fuel consumption values of new cars are measured according to the new Worldwide Harmonized Light Duty Vehicle Test Procedure (WLTP). In accordance with current legislation, they have been recalculated and derived from the WLTP data and are listed in this catalogue according to the New European Driving Cycle (NEDC) standard.

FURTHER SPECIFICATIONS

Body		Exterior dimensions	
Type	5-seater, 5-door, 2-compartment	Length/width (mm)	3,997/1,732
Drag coefficient C _w	0.327–0.335 according to engine version	Height (mm)	1,467
Chassis		Wheel base (mm)	2,470
Front axle	McPherson suspension with lower triangular links and torsion stabiliser	Track front/rear (mm) – according to engine version	1,463; 1,457/1,457; 1,451
Rear axle	Compound link crank-axle	Clearance (mm)	133
Braking system	Hydraulic dual-diagonal circuit braking system vacuum assisted	Interior dimensions	
– front brakes	Disc brakes with inner cooling and with single-piston floating calliper	Lateral room front/rear (mm)	1,401/1,386
– rear brakes	Drum brakes; alternatively disc brakes depending on engine version	Effective head room front/rear (mm)	1,021/963
Steering	Direct rack-and-pinion steering with electro-mechanic power steering	Luggage storage space (max. l)	
Wheels	5.0J x 14"; 6.0J x 15" according to engine version	Without spare tyre, with rear seat backrests –	
Tyres*****	175/70 R14; 185/60 R15 according to engine version	upright/down	330/1,150

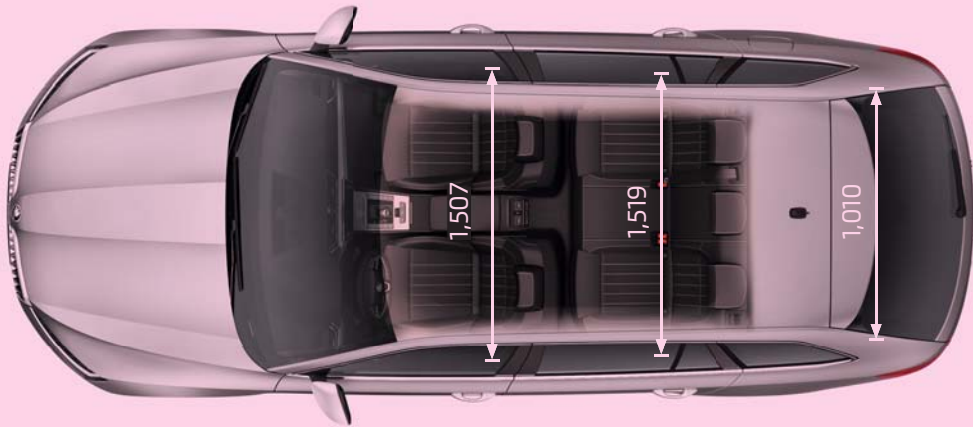
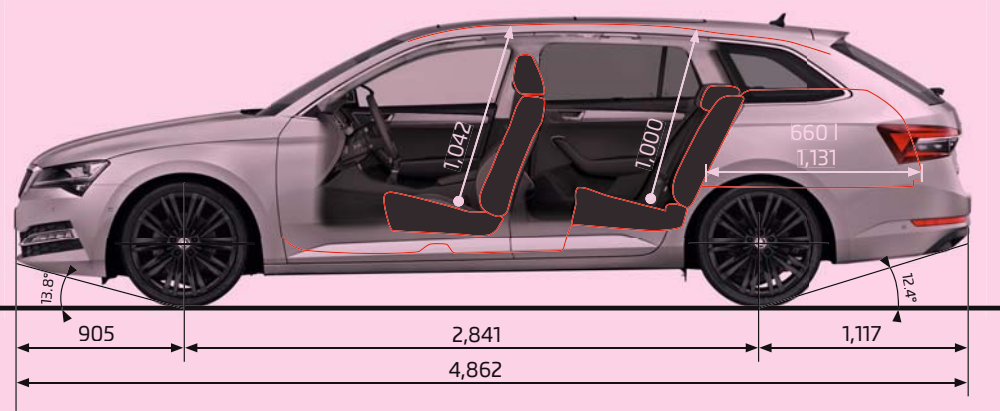


IMAGE DISCLAIMER

The images presented in this catalogue (brochure) are used for illustrative purposes only and are not intended to form part of any contract or warranty. They display pre-series cars and certain illustrations, features, parts and equipment may differ from the actual production cars and from country to country. To get the exact specification of features, parts and equipment, please get in touch with your nearest local ŠKODA dealer.



MyŠKODA App

Get your very own personal digital companion. Download MyŠKODA App featuring PAUL, an interactive assistant who's there to help you, not only with watching over your car, but also with managing your day.



ŠKODA Connect App

Enjoy full control of your car. Download ŠKODA Connect and access all necessary features anytime, whether it's driving data, fuel range, planning a route or even where you last parked.

**IF YOU'VE ENJOYED READING ABOUT IT
- IMAGINE DRIVING IT**

Your ŠKODA partner:

3VO 087 108D 07/19